

## BMI Group UK Limited

BMI House  
2 Pitfield, Kiln Farm  
Milton Keynes  
MK11 3LW

Tel: 0843 2247400

e-mail: [technical.uk@bmigroup.com](mailto:technical.uk@bmigroup.com)

website: [www.bmigroup.com/uk](http://www.bmigroup.com/uk)



**Agrément Certificate**

**23/6935**

Product Sheet 3 Issue 1

## BMI ICOPAL INSULATION

### THERMAZONE ROOFBOARD INSULATION

This Agrément Certificate Product Sheet<sup>(1)</sup> relates to Thermazone Roofboard Insulation, a rigid thermoset polyisocyanurate mineralised glass tissue faced insulation board for use as thermal insulation and/or to create or improve falls, using tapered Thermazone Roofboard Insulation boards, on limited access concrete, metal or timber flat roof decks with a mechanically fixed or adhesively-bonded roof waterproofing membrane in domestic and non-domestic buildings.

(1) Hereinafter referred to as 'Certificate'.

#### The assessment includes

##### Product factors:

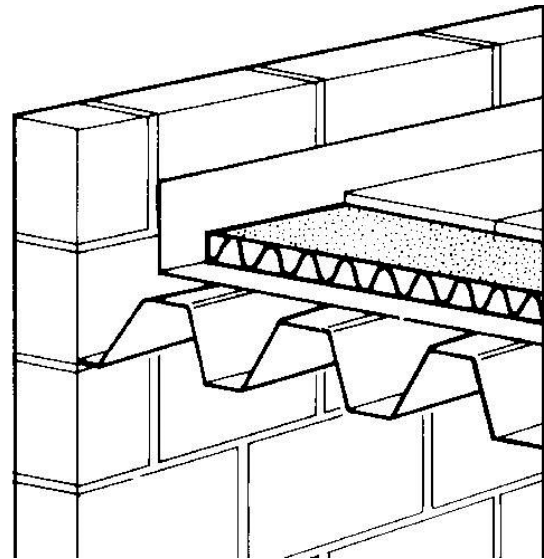
- compliance with Building Regulations
- compliance with additional regulatory or non-regulatory information where applicable
- evaluation against technical specifications
- assessment criteria and technical investigations
- uses and design considerations

##### Process factors:

- compliance with Scheme requirements
- installation, delivery, handling and storage
- production and quality controls
- maintenance and repair

##### Ongoing contractual Scheme elements†:

- regular assessment of production
- formal 3-yearly review



#### KEY FACTORS ASSESSED

- Section 1. Mechanical resistance and stability
- Section 2. Safety in case of fire
- Section 3. Hygiene, health and the environment
- Section 4. Safety and accessibility in use
- Section 5. Protection against noise
- Section 6. Energy economy and heat retention
- Section 7. Sustainable use of natural resources
- Section 8. Durability

The BBA has awarded this Certificate to the company named above for the product described herein. This product has been assessed by the BBA as being fit for its intended use provided it is installed, used and maintained as set out in this Certificate.

On behalf of the British Board of Agrément

Date of issue: 30 June 2023

Hardy Giesler  
Chief Executive Officer

*This BBA Agrément Certificate is issued under the BBA's Inspection Body accreditation to ISO/IEC 17020. Sections marked with † are not issued under accreditation.*

*The BBA is a UKAS accredited Inspection Body (No. 4345), Certification Body (No. 0113) and Testing Laboratory (No. 0357).*

*Readers MUST check that this is the latest issue of this Agrément Certificate by either referring to the BBA website or contacting the BBA directly.*

*The Certificate should be read in full as it may be misleading to read clauses in isolation.*

*Any photographs are for illustrative purposes only, do not constitute advice and should not be relied upon.*

#### British Board of Agrément

1<sup>st</sup> Floor, Building 3, Hatters Lane  
Croxley Park, Watford  
Herts WD18 8YG

©2023

tel: 01923 665300  
[clientservices@bbacerts.co.uk](mailto:clientservices@bbacerts.co.uk)  
[www.bbacerts.co.uk](http://www.bbacerts.co.uk)

## SUMMARY OF ASSESSMENT AND COMPLIANCE

This section provides a summary of the assessment conclusions; readers should refer to the later sections of this Certificate for information about the assessments carried out.

### Compliance with Regulations

Having assessed the key factors, the opinion of the BBA is that Thermazone Roofboard Insulation, if installed, used and maintained in accordance with this Certificate, can satisfy or contribute to satisfying the relevant requirements of the following Building Regulations:



#### The Building Regulations 2010 (England and Wales) (as amended)

<b>Requirement:</b>	<b>A1</b>	<b>Loading</b>
Comment:		The product can contribute to satisfying this Requirement. See section 1 of this Certificate.
<b>Requirement:</b>	<b>B3(2)</b>	<b>Internal fire spread (structure)</b>
Comment:		The product may be restricted by this Requirement in some circumstances. See section 2 of this Certificate.
<b>Requirement:</b>	<b>B4(2)</b>	<b>External fire spread</b>
Comment:		The product may be restricted by this Requirement. See section 2 of this Certificate.
<b>Requirement:</b>	<b>C2(c)</b>	<b>Resistance to moisture</b>
Comment:		The product can contribute to satisfying this Requirement. See section 3 of this Certificate.
<b>Requirement:</b>	<b>L1(a)(i)</b>	<b>Conservation of fuel and power</b>
Comment:		The product can contribute to satisfying this Requirement; however, compensating fabric measures may be required. See section 6 of this Certificate.
<b>Regulation:</b>	<b>7(1)</b>	<b>Materials and workmanship</b>
Comment:		The product is acceptable. See sections 8 and 9 of this Certificate
<b>Regulation:</b>	<b>25B</b>	<b>Nearly zero-energy requirements for new buildings</b>
<b>Regulation:</b>	<b>26</b>	<b>CO<sub>2</sub> emission rates for new buildings</b>
<b>Regulation:</b>	<b>26A</b>	<b>Fabric energy efficiency rates for new dwellings (applicable to England only)</b>
<b>Regulation:</b>	<b>26A</b>	<b>Primary energy rates for new buildings (applicable to Wales only)</b>
<b>Regulation:</b>	<b>26B</b>	<b>Fabric performance values for new dwellings (applicable to Wales only)</b>
<b>Regulation:</b>	<b>26C</b>	<b>Target primary energy rates for new buildings (applicable to England only)</b>
<b>Regulation:</b>	<b>26C</b>	<b>Energy efficiency rating (applicable to Wales only)</b>
Comment:		The product can contribute to satisfying these Regulations; however, compensating fabric/services measures may be required. See section 6 of this Certificate.



#### The Building (Scotland) Regulations 2004 (as amended)

<b>Regulation:</b>	<b>8(1)</b>	<b>Fitness and durability of materials and workmanship</b>
Comment:		The product is acceptable. See sections 8 and 9 of this Certificate.
<b>Regulation:</b>	<b>9</b>	<b>Building standards applicable to construction</b>
<b>Standard:</b>	<b>1.1(b)</b>	<b>Structure</b>
Comment:		The product can contribute to satisfying this Standard, with reference to clause 1.1.1 <sup>(1)(2)</sup> . See section 1 of this Certificate.
Standard:	2.1	Compartmentation
Standard:	2.2	Separation

Comment:		The product may be restricted under clauses 2.1.15(2), 2.2.7(2) and 2.2.10(1) of these Standards. See section 2 of this Certificate.
Standard: Comment:	2.8	Spread from neighbouring buildings The product may be restricted by this Standard, with reference to clause 2.8.1 <sup>(1)(2)</sup> . See section 2 of this Certificate.
Standard: Comment:	3.15	Condensation The product can contribute to satisfying this Standard, with reference to clauses 3.15.1 <sup>(1)(2)</sup> , 3.15.3 <sup>(1)(2)</sup> , 3.15.4 <sup>(1)(2)</sup> , 3.15.5 <sup>(1)(2)</sup> and 3.15.6 <sup>(1)(2)</sup> . See section 3 of this Certificate.
Standard: Comment:	6.1(b)(c)(d)	Energy demand and carbon dioxide emissions The product can contribute to satisfying this Standard, with reference to clause 6.1.1 <sup>(1)</sup> and 6.1.2 <sup>(2)</sup> ; however, compensating fabric/services measures will be required. See section 6 of this Certificate.
Standard: Comment:	6.2	Building insulation envelope The product can contribute to satisfying this Standard, with reference to clauses 6.2.1 <sup>(1)(2)</sup> , 6.2.3 <sup>(1)</sup> , 6.2.4 <sup>(2)</sup> , 6.2.6 <sup>(1)</sup> , 6.2.7 <sup>(1)(2)</sup> , 6.2.8 <sup>(1)(2)</sup> , 6.2.9 <sup>(1)(2)</sup> , 6.2.10 <sup>(1)(2)</sup> and 6.2.12 <sup>(1)</sup> ; however, compensating fabric measures may be required. See section 6 of this Certificate.
Standard: Comment:	7.1(a)(b)	Statement of sustainability The product can contribute to satisfying the relevant requirements of Regulation 9, Standards 1 to 6, and therefore will contribute to a construction meeting at least a bronze level of sustainability as defined in this Standard. See section 6 of this Certificate.
<b>Regulation:</b> Comment:	<b>12</b>	<b>Building standards applicable to conversions</b> Comments in relation to the product under Regulation 9, Standards 1 to 6, also apply to this Regulation, with reference to clause 0.12.1 <sup>(1)(2)</sup> and Schedule 6 <sup>(1)(2)</sup> .
		(1) Technical Handbook (Domestic). (2) Technical Handbook (Non-Domestic).



## The Building Regulations (Northern Ireland) 2012 (as amended)

<b>Regulation:</b> Comment:	<b>23(1)(a)(i)</b> <b>(iii)(b)(i)(ii)</b>	<b>Fitness of materials and workmanship</b> The product is acceptable. See sections 8 and 9 of this Certificate.
<b>Regulation:</b> Comment:	<b>29</b>	<b>Condensation</b> The product can contribute to satisfying this Regulation. See section 3 of this Certificate.
<b>Regulation:</b> Comment:	<b>30</b>	<b>Stability</b> The product can contribute to satisfying this Regulation. See section 1 of this Certificate.
<b>Regulation:</b> Comment:	<b>35(2)</b>	<b>Internal fire spread - structure</b> The product may be restricted by this Regulation in some circumstances. See section 2 of this Certificate.
<b>Regulation:</b> Comment:	<b>36(b)</b>	<b>External fire spread</b> The product may be restricted by this Regulation. See section 2 of this Certificate.
<b>Regulation:</b> Comment:	<b>39(a)(i)</b>	<b>Conservation measures</b> The product can contribute to satisfying this Regulation. See section 6 of this Certificate.

Regulation:	40(2)	Target carbon dioxide emission rate
Regulation:	43(1)(2)	Renovation of thermal elements
Regulation:	43B	Nearly zero-energy requirements for new buildings
Comment:	The product can contribute to satisfying these Regulations. See section 6 of this Certificate.	

## Additional Information

### NHBC Standards 2023

In the opinion of the BBA, Thermazone Roofboard Insulation, if installed, used and maintained in accordance with this Certificate, can satisfy or contribute to satisfying the relevant requirements in relation to *NHBC Standards*, Chapter 7.1 *Flat roofs, terraces and balconies*.

## Fulfilment of Requirements

The BBA has judged Thermazone Roofboard Insulation to be satisfactory for use as described in this Certificate. The product has been assessed for use as a thermal insulation layer and to create or improve falls on limited access concrete, timber and metal roof decks in new and existing domestic and non-domestic buildings.

## ASSESSMENT

### Product description and intended use

The Certificate holder provided the following description for the product under assessment. Icopal Thermazone Roofboard Insulation is a rigid thermoset polyisocyanurate (PIR) insulation board, incorporating a mineralised glass tissue facing on both sides.

The product has the nominal characteristics given in Table 1.

*Table 1 Nominal characteristics of the product*

Characteristic (unit)	
Length and width (mm)	1200 x 600 and 1200 x 1200
Thickness (mm)	25 to 160 in 5 mm increments
Edge profile	Square

Boards are also available in a tapered version for falls of 1:40, 1:60 and 1:80 falls.

#### Ancillary items

The Certificate holder recommends the following ancillary items for use with the product, but these materials have not been assessed by the BBA and are outside the scope of this Certificate:

- waterproofing membrane
- vapour control layer (VCL)
- all fixings
- bitumen, polyurethane or solvent-based adhesive – adhered systems
- primer – concrete, timber and metal decks.

The product is intended for use with the following waterproofing systems:

- built-up specifications as recommended by the Certificate Holder, including reinforced bitumen membranes to EN 13707 : 2013 and BS 8747 : 2007, and installed to the relevant clauses of BS 8217 : 2005 and the Certificate Holder's recommendations
- mastic asphalt membrane to BS 8218 : 1998
- liquid-applied systems as recommended by the Certificate Holder
- single-ply membranes (adhesive or mechanically fixed) as recommended by the Certificate Holder.

The product is intended for use on flat concrete, metal or timber roofs, with access limited to maintenance only, on new and existing domestic and non-domestic buildings.

#### Definitions for products and applications inspected

- Limited access roofs are defined for the purpose of this Certificate as those roofs subject only to pedestrian traffic for maintenance of the roof covering, cleaning of gutters, etc.
- Flat roofs are defined as for the purpose of this Certificate as having a roof pitch of no more than 10°.

## Product assessment – key factors

The product was assessed for the following key factors, and the outcomes of the assessments are shown below. Conclusions relating to the Building Regulations apply to the whole of the UK unless otherwise stated.

### 1 Mechanical resistance and stability

Data were assessed for the following characteristics.

#### 1.1 Wind loading

1.1.1 Results of the wind uplift performance of the product are given in Table 2.

Table 2 Wind uplift resistance

Product assessed <sup>(1)</sup>	Assessment method	Requirement	Result
Thermazone Roofboard, mechanically fixed to steel deck <sup>(2)(3)</sup>	Large scale wind uplift test to ETAG 006 : 2000	Peak load for completed wind uplift cycle without damage	3.0 kPa

(1) 50 mm insulation boards in brickbond pattern

(2) Thermally broken insulation fasteners (75 mm diameter) to steel deck, with 4.8 x 50 mm screws, 11 per full sized (2400 x 1200 mm) insulation board

(3) External finish: adhered membrane backed single-ply membrane

1.1.2 On the basis of data assessed, the design wind resistance must be determined by using the appropriate partial factors, to be calculated by a suitably experienced and competent individual in accordance with BS EN 1991-1-4 : 2005 and its UK National Annex. The insulation boards, when used in accordance with the design wind resistance and properly installed on suitable flat roof decks, can adequately transfer negative and positive (suction and pressure) wind loads to the roof deck.

#### 1.2 Behaviour under loading

1.2.1 The results of the behaviour under loading tests are given in Table 3.

**Table 3 Compressive strength, tensile strength perpendicular to faces and behaviour on exposure to mechanical stress**

Product assessed	Assessment method	Requirement	Result
Thermazone Roofboard	Compressive strength to BS EN 826 : 1996	150 kPa	pass
	Compressive strength, after immersion to BS EN 826 : 1996	150 kPa	pass
	Tensile strength perpendicular to faces (control) to BS EN 1607 : 1997	Declared minimum value	80 kPa
	Tensile strength perpendicular to faces, after immersion to BS EN 1607 : 1997 and MOAT 50 : 1992	Declared minimum value	50 kPa
	Behaviour on exposure to mechanical stress under distributed static load to MOAT 50 : 1992	≤ 10 % deformation	Pass
	Behaviour on exposure to mechanical stress under concentrated loads in middle of free span to MOAT 50 : 1992	No breakage	See Table 4

1.2.2 The product was tested for resistance to loading when spanning ribs on profiled decks and the results are given in Table 4.

**Table 4 Clear span**

Clear span range (mm)	Minimum roofboard thickness (mm)
≤ 75	25
> 75 ≤ 100	30
> 100 ≤ 125	35
> 125 ≤ 150	40
> 150 ≤ 175	45
> 175 ≤ 200	50
> 200 ≤ 225	55
> 200 ≤ 250	60

1.2.3 The product should not exceed the maximum permissible spans given in Table 4.

1.2.4 The insulation boards have not been assessed for use with permanent distributed or concentrated loads, such as air conditioning units, mechanical plants, water tanks, etc. Such loads must be supported directly on the roof construction or on suitably designed support systems.

## 2 Safety in case of fire

Data were assessed for the following characteristics.

### 2.1 External fire spread

2.1.1 The resistance to fire exposure of a built-up roofing system will be dependent on the fire performance of the combined individual components and cannot be predicted from the classification of the insulation alone. The classification of a specific roof system must be confirmed by reference to the requirements of the documents supporting the national Building Regulations.

### 2.2 Reaction to fire

2.2.1 The product has a reaction to fire classification of E to BS EN 13501-1 : 2018.

### 2.3 Resistance to fire

2.3.1 Where the roof forms a junction with compartment walls, the junction must maintain the required period of fire resistance.

### 3 Hygiene, health and the environment

Data were assessed for the following characteristics.

#### 3.1 Water vapour permeability

3.1.1 The product was tested/assessed for water vapour permeability and the results are given in Table 5.

Product assessed	Assessment method	Requirement	Result
Thermazone Roofboard Core	BS EN 12086 : 1997	Declared value	300 MN·s·g <sup>-1</sup> ·m <sup>-1</sup> .
Glass fibre facing			0.13 MN·s·g <sup>-1</sup>

#### 3.2 Condensation

3.2.1 The BBA has assessed the product for the risk of interstitial condensation, and the following factors must be implemented.

3.2.2 An assessment of the risk of interstitial condensation for the specific construction must be carried out in accordance with BS 5250 : 2021 and the relevant guidance, using the water vapour resistivity/resistance values in Table 5 of this Certificate.

3.2.3 To minimise moisture vapour entering the roof, a VCL with sealed and lapped joints should be used below the product, which must be turned up around the insulation and bonded to the waterproofing finish.

### 4 Safety and accessibility in use

Not applicable.

### 5 Protection against noise

Not applicable.

### 6 Energy economy and heat retention

Data were assessed for the following characteristics.

#### 6.1 Thermal conductivity

6.1.1 The product was tested for thermal conductivity and the results are given in Table 6.

Product assessed/thickness (mm)	Assessment method	Requirement	Thermal conductivity (W·m <sup>-1</sup> ·K <sup>-1</sup> )
Thermazone Roofboard (< 80)			0.027
Thermazone Roofboard (80 to 119)	Thermal conductivity to BS EN 13165 : 2012 + A2 : 2016	Declared value ( $\lambda_D$ )	0.025
Themazone Roofboard ( $\geq 120$ )			0.024

## 6.2 Thermal performance

6.2.1 The U value of a completed roof will depend on the insulation thickness, its structure, the fixings if used and its internal finish. Example U values are given in Table 7.

**Table 7 Example U values**

U value ( $W \cdot m^{-2} \cdot K^{-1}$ )	Thermazone Roof Board insulation thickness (mm) <sup>(1)(2)</sup>		
	Concrete deck <sup>(3)</sup>	Timber deck <sup>(4)</sup>	Metal deck <sup>(5)</sup>
0.09	(6)	(6)	(6)
0.11	(6)	(6)	(6)
0.12	(6)	(6)	(6)
0.13	(6)	(6)	(6)
0.15	150	145	155
0.16	140	135	145
0.18	125	125	130
0.20	120	110	120

(1) Nearest available thickness.

(2) Thermally broken tube fixings installed – therefore no fixing correction applied.

(3) 150 mm concrete deck ( $\lambda = 1.33 W \cdot m^{-1} \cdot K^{-1}$ ), VCL, insulation, mechanically fixed single-ply waterproofing membrane.

(4) 12.5 mm plasterboard ( $\lambda = 0.25 W \cdot m^{-1} \cdot K^{-1}$ ), VCL, 150 mm timber joists (12.5%)/air cavity (87.5%), 18 mm plywood decking ( $\lambda = 0.17 W \cdot m^{-1} \cdot K^{-1}$ ), VCL, insulation, mechanically fixed waterproofing membrane.

(5) Metal deck ( $\lambda = 50 W \cdot m^{-1} \cdot K^{-1}$ ), VCL, insulation, mechanically fixed waterproofing membrane.

(6) See section 6.2.3.

6.2.2 The product can contribute towards a construction satisfying the national Building Regulations in respect of energy economy and heat retention.

6.2.3 For improved energy or carbon savings, designers should consider appropriate fabric and/or services measures.

## 7 Sustainable use of natural resources

Not applicable.

## 8 Durability

8.1 The potential mechanisms for degradation and the known performance characteristics of the materials in this product were assessed.

8.2 Specific test data were assessed for the following:

**Table 8 Dimensional stability, bowing under the effects of a thermal gradient and flatness after one-sided wetting**

Product assessed	Assessment method	Requirement	Result
Thermazone Roofboard	Dimensional stability to BS EN 1604 : 1997 (70°C and 90-100% RH for 48 hours)	Length and width <2 % change Thickness <6 % change	Pass
Thermazone Roofboard	Dimensional stability to BS EN 1604 : 1997 (-20°C for 48 hours)	Length and width <1% change Thickness <2 % change	Pass
Thermazone Roofboard	Bowing under the effects of a thermal gradient to MOAT 50 : 1992	Maximum deformation < 10 mm	Pass
Thermazone Roofboard	Flatness after one-sided wetting to BS EN 825 : 1995	≤ 20 mm	Pass

### 8.3 Service life

Under normal service conditions, the product will have a life equivalent to the structure in which it is incorporated, provided it is designed, installed and maintained in accordance with this Certificate and the Certificate holder's instructions.



Information provided by the Certificate holder was assessed for the following factors:

### 9 Design, installation, workmanship and maintenance

#### 9.1 Design

The design process was assessed by the BBA, and the following requirements apply in order to satisfy the performance assessed in this Certificate.

9.1.1 Decks to which the system is to be applied must comply with the relevant requirements of BS 6229 : 2018, BS 8217 : 2005 and, where appropriate, *NHBC Standards 2023*, Chapter 7.1.

9.1.2 Imposed loads, dead loading and wind loads must be calculated by a suitably experienced and competent individual in accordance with BS EN 1991-1-1 : 2002, BS EN 1991-1-3 : 2003 and BS EN 1991-1-4 : 2005, and their UK National Annexes.

9.1.3 For design purposes on flat roofs, twice the minimum finished fall should be assumed, unless a detailed analysis of the roof is available, including overall and local deflections, direction of falls etc.

9.1.4 The suitability of the substrate to accept the adhesive bond or mechanical fixings must be established before installation. Mechanical fixings must be checked before installation by carrying out in-situ pull-out or pull-through tests to determine the minimum safe working load the fixings can resist. The advice of the Certificate holder should also be sought in respect of suitable mechanical fixings.

9.1.5 On multi-storey buildings or in areas subject to high wind loads, additional mechanical fixings may be required.

9.1.6 When adhesively fixed, adhesion between the insulation board component and VCL, and between the boards and overlay, is adequate to resist the effects of wind suction and thermal cycling likely to be experienced under normal conditions. Metal deck profiles should give a bonding area of at least 33% of the total projected surface area. In areas where high wind speeds can be expected, mechanical fixing should be considered, and the advice of the Certificate holder should be sought as to the method of fixing. Reference should be made to BS EN 1991-1-4 : 2005 where a calculation is required for a specific building project.

9.1.7 Roofs should incorporate a VCL below the product which is compatible both with the product and the waterproofing system. Design and installation should be in accordance with BS 5250 : 2021.

9.1.8 Roof waterproof covering systems must be applied in accordance with the relevant Agrément Certificates or Certificate Holder's guidance.

9.1.9 In England and Wales, roofs will limit the risk of surface condensation adequately where the thermal transmittance (U value) does not exceed  $0.35 \text{ W}\cdot\text{m}^{-2}\cdot\text{K}^{-1}$  at any point and the junctions with other elements are designed in accordance with the guidance referred to in section 6 of this Certificate.

9.1.10 For buildings in Scotland, constructions will be acceptable where the thermal transmittance (U value) of the roof does not exceed  $1.2 \text{ W}\cdot\text{m}^{-2}\cdot\text{K}^{-1}$  at any point, and roofs are designed and constructed in accordance with the relevant parts of BS 5250 : 2021. Further guidance may be obtained from BRE Report BR 262 : 2002.

#### 9.2 Installation

9.2.1 Installation instructions provided by the Certificate holder were assessed and judged to be appropriate and adequate.

9.2.2 Installation must be carried out in accordance with this Certificate, the relevant clauses of BS 6229 : 2018, BS EN 13956:2012, BS 8000-0 : 2014, BS 8000-4 : 1989 and BS 8217 : 2005 and the Certificate holder's instructions. A summary of instructions and guidance is provided in Annex A of this Certificate.

9.2.3 Care should be taken to ensure the substrate deck is graded to the correct falls, and is dry, clean and free from any projections or gaps.

9.2.4 For tapered products to be effective in providing a uniform fall, it is essential that the substrate deck is true and even. Any hollows, depressions and backfalls found in the roof deck must be rectified prior to laying the insulation.

9.2.5 The suitability of the deck substrate to accept an adhesive bond or mechanical fixing must be checked prior to the work commencing.

9.2.6 The substrate deck to which the VCL is to be applied must be even, dry, sound and free from dust and grease and other defects which may impair the bond. All deck joints should be taped to prevent moisture being trapped on or in the insulation.

9.2.7 The bond between the insulation and the VCL must be adequate to resist the effects of wind suction and thermal cycling likely to be experienced. In areas where high wind speeds can be expected, additional mechanical fixings must be considered, particularly at corners and perimeters. If mechanical fixing is impractical, suitable ballasting may be required. In all cases, the advice of a suitably competent and experienced individual must be sought with regard to the relevant clauses of BS EN 1991-1-4 : 2005 and its UK National Annex, but such advice is outside the scope of this Certificate.

9.2.8 When profiled decking is used, boards will be needed to span ribs. Maximum permissible spans between ribs for various board thicknesses are shown in Table 4

9.2.9 Boards must be protected during laying and before the application of the roof waterproofing, or the roof covering must be laid at the same time as laying the boards. However, boards accidentally wetted must be replaced or allowed to dry fully before application of the waterproof layer.

9.2.10 Boards must not be installed when the ambient temperature is below 5 °C, to prevent condensation.

9.2.11 The product can be cut with a sharp knife or fine-toothed saw, to fit around projections through the roof.

9.2.12 Once installed, access to the roof should be restricted in accordance with section 1.

### 9.3 Workmanship

Practicability of installation was assessed on the basis of the Certificate holder's information. To achieve the performance described in this Certificate, the product is designed to be installed by a competent general roofer, or a contractor, experienced with this type of product.

### 9.4 Maintenance and repair

9.4.1 The product, once installed, does not require any regular maintenance and has suitable durability provided the roof waterproof layers are inspected and maintained at regular intervals to the requirements of BS 6229:2018.

9.4.2 When maintenance of the roof waterproofing is required, protective boarding should be laid over the roof surface to avoid concentrations of loads.

## **10 Manufacture**

10.1 The production processes for the product have been assessed, and provide assurance that the quality controls are satisfactory according to the following factors:

10.1.1 The manufacturer has provided documented information on the materials, processes, testing and control factors.

10.1.2 The quality control operated over batches of incoming materials has been assessed and deemed appropriate and adequate.

10.1.3 The quality control procedures and product testing to be undertaken have been assessed and deemed appropriate and adequate.

10.1.4 The process for management of non-conformities has been assessed and deemed appropriate and adequate.

10.1.5 An audit of the production location was undertaken, and it was confirmed that the production process was in accordance with the documented process, and that equipment has been properly tested and calibrated.

†10.1.6 The BBA has undertaken to review the above measures on a regular basis through a surveillance process, to verify that the specifications and quality control operated by the manufacturer are being maintained.

## **11 Delivery and site handling**

11.1 The Certificate holder stated that the product is delivered to site in packs, shrink-wrapped in polythene, containing a label with the product description and characteristics, Certificate Holder's name, and BBA logo incorporating the number of this Certificate.

11.2 It is essential that the boards are stored off the ground, inside or under cover on a flat, dry, level surface in a well-ventilated area, and with nothing stored on top. The product must be protected from rain, snow and prolonged exposure to sunlight. Boards that have been allowed to get wet, or that are damaged, must not be used.

11.3 The boards must not be exposed to naked flame or other ignition sources, or to solvents or other chemicals.

Supporting information in this Annex is relevant to the product but has not formed part of the material assessed for the Certificate.

### Construction (Design and Management) Regulations 2015

### Construction (Design and Management) Regulations (Northern Ireland) 2016

Information in this Certificate may assist the client, designer (including Principal Designer) and contractor (including Principal Contractor) to address their obligations under these Regulations.

### CE marking

The Certificate holder has taken the responsibility of CE marking the product in accordance with harmonised European Standard EN 13165 : 2012 + A2:2016.

### Additional information on installation

Installation must be in accordance with the Certificate holder's instructions and this Certificate. A summary of precautions and the procedure is provided below:

#### Timber decks (eg tongue-and-groove boards, plywood)

A.1 A VCL is thermally bonded using the Certificate Holder's SA Primer or nailed to the deck, in accordance with BS 8217 : 2005. Laps of 150 mm are sealed using the appropriate grade of bitumen, a polyurethane adhesive or a suitable solvent-based adhesive in accordance with BS 8217 : 2005.

A.2 The VCL should be turned up around the insulation and sealed to the waterproof finish at all edges and penetrations such as roof lights.

A.3 The Certificate Holder's specified adhesive is applied over the VCL and the insulation boards are fully embedded into it, in a brick-bonded pattern. Note that boards may also be mechanically fixed as set out in Figures 1 and 2 of this Certificate.

#### Concrete decks

A.4 Before applying the VCL, an appropriate levelling screed should be applied where necessary and, if adhering the VCL and insulation boards, the whole deck treated with the Certificate Holder's specified primer.

A.5 For adhered systems, the Certificate Holder's specified methods must be followed. The VCL is fully bonded with hot bitumen, a polyurethane adhesive or a suitable solvent-based adhesive and the laps sealed, and the boards applied in the manner described for timber decks (see sections A.2 and A.3).

#### Metal decks

A.6 If adhering the VCL and insulation boards, the deck should be prepared and treated with the Certificate Holder's specified primer before applying the VCL.

A.7 For adhered systems, a reinforced VCL is fully bonded to the metal deck using a polyurethane adhesive or a suitable solvent-based adhesive, and the product applied in the manner described for timber decks (see sections 9.1.6, A.2 and A.3).

A.8 The boards are laid with the long edges at right angles to the ribs and all board ends must be fully supported on a rib.

A.9 The thickness of the roof board used depends on the width of the rib openings of the metal deck as indicated in Table 3.

## Mechanical fixings

A.10 The boards can also be secured to concrete, metal and timber decks by means of mechanical fixings.

A.11 A minimum 0.25 mm thick, Certificate Holder specified, polythene VCL should be laid, with 150 mm sealed laps. The VCL should be turned up around the insulation and sealed to the waterproof finish at all edges and penetrations such as roof lights.

A.12 The boards are laid over the VCL in a brick-bonded pattern. On profiled metal decks, the boards are secured to the deck with a minimum of four or six mechanical fixings placed within the individual board area (1200 mm by 600 mm and 1200 mm by 1200 mm respectively, sited between 50 and 150 mm from all edges (see Figures 1 and 2). A minimum of six fixings per 1200 mm by 1200 mm are recommended, sited 210 mm from all edges (see Figure 4). Countersunk washers with circular plates of at least 75 mm diameter, or 75 by 75 mm square, should be used with each fixing. The requirement for additional fixings should be assessed in accordance with BS EN 1991-1-4 : 2005.

*Figure 1 Fixing layout 1200 mm by 600 mm board — minimum number of fixings*

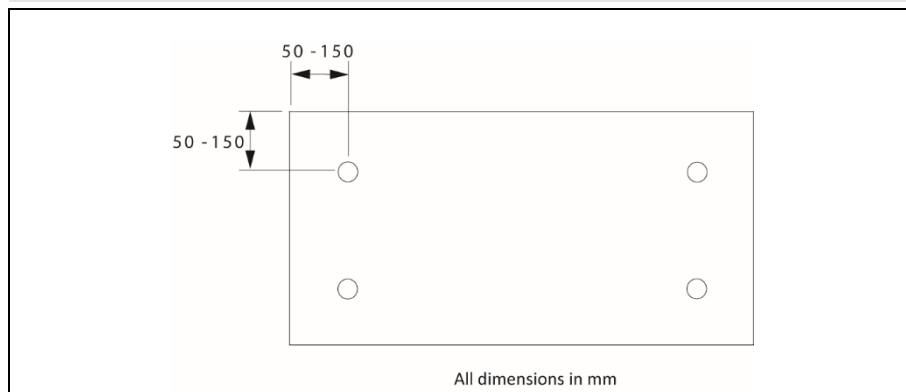
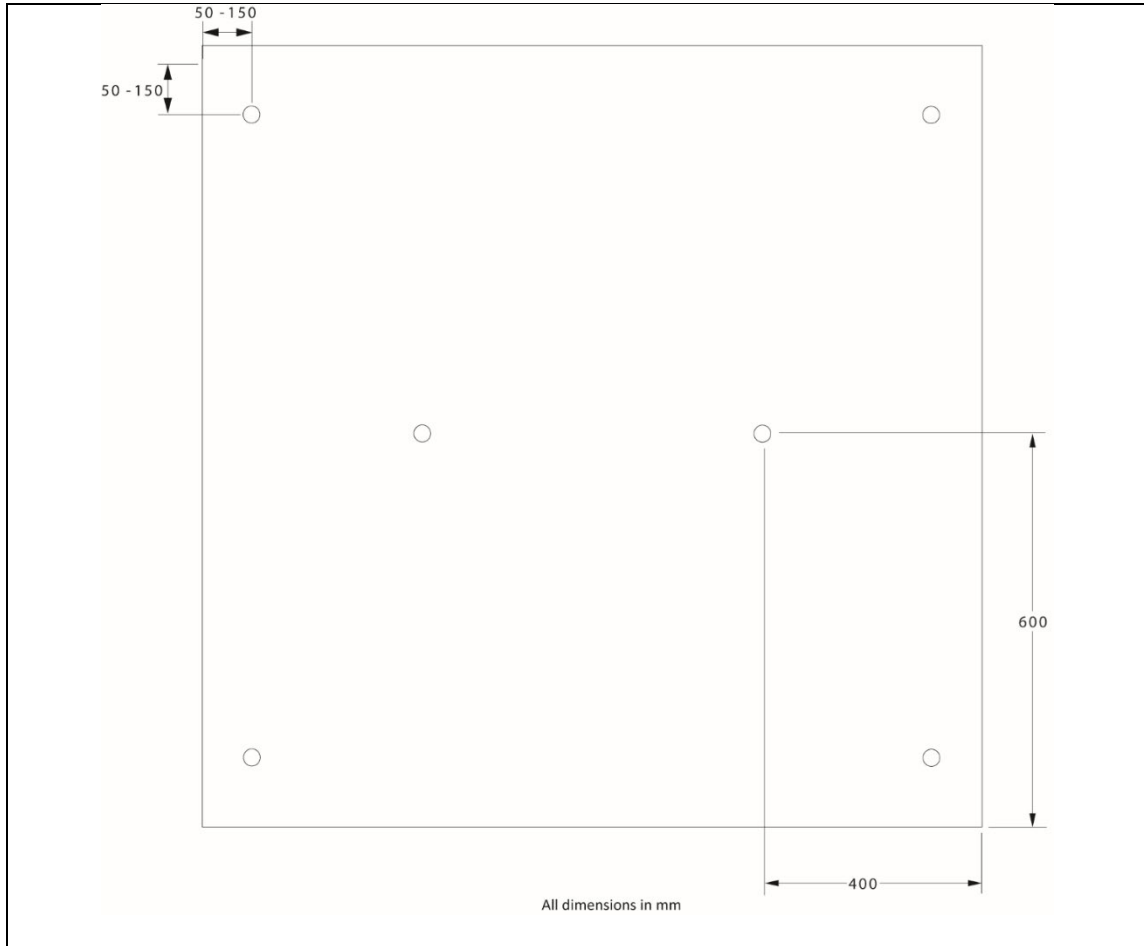


Figure 2 Fixing layout 1200 mm by 1200 mm board — minimum number of fixings



Weatherproofing (all systems)

A.13 The waterproofing system is applied above the boards in accordance with the *Product description and intended use* section of this Certificate.

## Bibliography

- BRE Report BR 262 : 2002 *Thermal insulation: avoiding risks*
- BS 5250 : 2021 *Management of moisture in buildings — Code of practice*
- BS 6229 : 2018 *Flat roofs with continuously supported coverings — Code of practice*
- BS 8217 : 2005 *Reinforced bitumen membranes for roofing — Code of practice*
- BS 8747 : 2007 *Reinforced bitumen membranes (RBMs) for roofing — Guide to selection and specification*
- BS 8000-0 : 2014 *Workmanship and construction on sites — Introduction to general principles*
- BS 8000-4 : 1989 *Workmanship on building sites — Code of practice for waterproofing*
- BS EN 825 : 1995 *Thermal insulating products for building applications — Determination of flatness*
- BS EN 826 : 1996 *Thermal insulating products for building applications — Determination of compression behaviour*
- BS EN 1307 : 2013 *Flexible sheets for waterproofing. Reinforced bitumen sheets for roof waterproofing. Definitions and characteristics.*
- BS EN 1604 : 1997 *Thermal insulating products for building applications — Determination of dimensional stability under specified temperature and humidity conditions*
- BS EN 1607 : 1997 *Thermal insulating products for building applications — Determination of tensile strength perpendicular to faces*
- BS EN 1991-1-1 : 2002 *UK National Annex to Eurocode 1 Actions on structures — General actions — Densities, self-weight, imposed loads for buildings*
- BS EN 1991-1-3 : 2003 + A1 : 2015 *Actions on structures — Part 1-3 — Snow loads*
- BS EN 1991-1-4 : 2005 + A1 : 2010 *Eurocode 1 Actions on structures — General actions — Wind actions*
- NA to BS EN 1991-1-4 : 2005 + A1 : 2010 *UK National Annex to Eurocode 1 Actions on structures — General actions. Wind actions*
- BS EN 12086 : 1997 *Thermal insulating products for building applications — Determination of water vapour transmission properties*
- BS EN 13165 : 2012 + A2 : 2016 *Thermal insulation products for buildings — Factory made rigid polyurethane foam (PU) products — Specification*
- BS EN 13501-1 : 2018 *Fire classification of construction products and building elements — Classification using test data from reaction to fire tests*
- BS EN 13956 : 2012 *Flexible sheets for waterproofing. Plastic and rubber sheets for roof waterproofing — Definitions and characteristics*
- ETAG 006 : 2000 *Guideline for European Technical Approval of Systems of Mechanically Fastened Flexible Roof Waterproofing Membranes*
- MOAT 50 : 1992 *Technical guidelines for the assessment of thermal insulation systems intended for supporting waterproof coverings on flat and sloping roofs*

## Conditions of Certificate

### Conditions

1 This Certificate:

- relates only to the product that is named and described on the front page
- is issued only to the company, firm, organisation or person named on the front page – no other company, firm, organisation or person may hold or claim that this Certificate has been issued to them
- is valid only within the UK
- has to be read, considered and used as a whole document – it may be misleading and will be incomplete to be selective
- is copyright of the BBA
- is subject to English Law.

2 Publications, documents, specifications, legislation, regulations, standards and the like referenced in this Certificate are those that were current and/or deemed relevant by the BBA at the date of issue or reissue of this Certificate.

3 This Certificate will be displayed on the BBA website, and the Certificate Holder is entitled to use the Certificate and Certificate logo, provided that the product and its manufacture and/or fabrication, including all related and relevant parts and processes thereof:

- are maintained at or above the levels which have been assessed and found to be satisfactory by the BBA
- continue to be checked as and when deemed appropriate by the BBA under arrangements that it will determine
- are reviewed by the BBA as and when it considers appropriate.

4 The BBA has used due skill, care and diligence in preparing this Certificate, but no warranty is provided.

5 In issuing this Certificate the BBA is not responsible and is excluded from any liability to any company, firm, organisation or person, for any matters arising directly or indirectly from:

- the presence or absence of any patent, intellectual property or similar rights subsisting in the product or any other product
- the right of the Certificate holder to manufacture, supply, install, maintain or market the product
- actual installations of the product, including their nature, design, methods, performance, workmanship and maintenance
- any works and constructions in which the product is installed, including their nature, design, methods, performance, workmanship and maintenance
- any loss or damage, including personal injury, howsoever caused by the product, including its manufacture, supply, installation, use, maintenance and removal
- any claims by the manufacturer relating to UKCA marking and CE marking.

6 Any information relating to the manufacture, supply, installation, use, maintenance and removal of this product which is contained or referred to in this Certificate is the minimum required to be met when the product is manufactured, supplied, installed, used, maintained and removed. It does not purport in any way to restate the requirements of the Health and Safety at Work etc. Act 1974, or of any other statutory, common law or other duty which may exist at the date of issue or reissue of this Certificate; nor is conformity with such information to be taken as satisfying the requirements of the 1974 Act or of any statutory, common law or other duty of care.

**British Board of Agrément**

1<sup>st</sup> Floor, Building 3, Hatters Lane  
Croxley Park, Watford  
Herts WD18 8YG

©2023

tel: 01923 665300  
clientservices@bbacerts.co.uk  
[www.bbacerts.co.uk](http://www.bbacerts.co.uk)